

# Idaho Gourd Society



Our New Member - Irena Lane  
 This Picture was taken at the October IDGS Meeting at Tully Park. IDGS Member Irena Lane is holding her projects from two classes (String Art and Chip Carving) that she has taken over the past few months. In addition to these two classes, she participates in IDGS patch events. She came to our last Gourd Festival in October, 2019 and we were able to welcome her into our family. She has grown her own gourds and is busy learning new techniques for her gourding experience. Be sure you introduce yourself and say howdy to Irena.

## From Our President

I  
 Greetings Fellow Gouradians and  
 Friends;

I truly hate to wish my life away, but I'm grateful this year is just about over. We've had some ups and mostly downs this year, but we managed to survive it. Like many of you, gourds have kept me busy and somewhat distracted for most of this year. Although we didn't accomplish much this year as a group, I'm still glad we were able to have our Annual Picnic in July, then we had an October meeting at Tully Park which was well attended. We did have a Google Meet meeting in November for our general meeting but our numbers were quite low. This year has been rough in so many ways, but I welcome 2021 and look forward to creating new memories with you and our amazing Idaho Gourd Society.

President Ron

# Your IGS Officers

---

**President - Ron Swank**

**Vice President - Bill Tarlton**

**Treasurer - Corlis Kent**

**Membership Secretary- Madlen  
Tarlton**

**Secretary - Sue Kostka**

**Directors - Steve Kiser, Liz  
Meyer, Amy Halladay**

**Facebook Curator - Chris  
Peters**

**Website Manager -Chris Peters**

**Newsletter Editor - Carolyn  
Frazier**

**PATCHES LEADERS & LIAISONS**

---

**Kuna Veletta Murphey &  
Liaison- Bill Tarlton**

**Sunshine Liz Meyer**

**Dancing Dog Gourdin' Lorrie  
Ferris**

**American Gourd Society Magazine**

---

**Chapter News Bill Tarlton**

**AGS Treasurer Chris Peters**

**IDGS Festival and IAW Show  
Reviews Carolyn Frazier**



## We welcome new 2021 officers elected at the November IDGS Meeting

-President - Ron Swank

Secretary - Sue Kostka

Directors- Liz Meyer and Christy Pletcher

Thank Wanda Walker who

worked hard getting the nominations together.

Thanks to Chris Peters for getting the electronic  
ballots out to the members so there could be an  
election this year of covid.

Thank you, everyone, for your hard work.



Chris Peters Cricket Cage - Last Article  
in newsletter is about her October class!



## Tully Park October IDGS Meeting

It seems as if Tully Park meetings are destined to be cold ones as our last one (June Annual Picnic) was freezing! However, no one cared because it had been so long (June?) since we had any kind of a meeting and it was wonderful seeing one another.

Thirty one brave souls turned up, staying socially distanced and masked, catching up on news, sharing gourds, offering advice and showing off beautifully painted, burned, chipped, strung, carved or beaded gourds.

Our Treasurer, Patricia McRae is moving away! While its good news for her family who live in Oregon, it is sad for us having her leave! We are going to miss you Patricia!

We all socialized at the swap meet. In the following pictures you will see safety precautions were followed and there were no covid reports from that meeting. The masks were worn to indicate respect and safety for all. That did in no way hinder conversations and lively discussions from those of us who were delighted in seeing








one another again.

There was the normal socializing and a brief meeting lead by Pres. Ron. However, the Show & Tell section of the meeting stole the show. From the Ken Gordy's graceful grasses in the gourd vase display to Vicky McIntyre's shaker gourd to Madlen Tarlton's metallic sculpture on her gourd, the range of art forms

was truly exciting. Ken is holding his chip carved gourd from Alan's class earlier in September as well as his gourd vase filled with wonderful grasses.







I asked everyone to remove masks just for their photos with their gourds. Otherwise I am leaving it up to you to determine who's who! LOL Today as I am typing this I am looking outside at bare branches, a few leaves blowing around, while glancing at these photos. It doesn't seem that long ago that we were together "smiling into the camera" with your eyes!

*The recent November IDGS Meeting was held online using Google Meet. I admit I was apprehensive about this as I **wasn't** familiar with anything like Zoom or Facetalk, etc. However, Chris Peters and Bill Tarlton's instructions made it extremely easy for me to join and participate in the meeting and I am now looking forward to the next one. Admittedly, there were a few moments of frustration but patience and persistence won out, and I was able to successfully log on. I used Google Chrome as my browser and would suggest that you do that if you can. I have a Gmail account for my email anyway. Now, I am only speaking from my own experience, not from Chris's nor from Bill's perspective! I tried using my Safari browser and found it did not work for me as well as Google so I switched. I played with the mic button, the people button, found the blur button that could hide my background so that you couldn't notice the mess behind me. With Safari I did not have some of those buttons!*

*I asked Bill Tarlton to write an article about Google Meet to share with you in this Newsletter, hoping that you will study it, read through and, maybe give him a call if you want to try and log on or have questions before the next December meeting. I have a Mac Notebook that I use and it works fine. I could use my iPhone but I couldn't see as much as I want to. Watching the meeting on Google Meet was fun as different people popped in, even Patricia McRae from Oregon. She showed us some great views out her house windows of the mountains where she now lives.*

*You can also participate in the Show & Tell part of the Meeting from your home by having your item ready in front of your computer. Takes a bit of practice to know where to place it. Corlis did the four drawings for the Woodcraft Gift cards and it's always fun to see Bill and Ron not winning again.*

*I admit a Google Meet is not the same as a IDGS meeting at Woodcraft but it sure is nice seeing fellow gourd members' faces, like Chia Wood, Wanda Walker and Vicky McIntyre. Members who are heading South for the winter, Google Meet makes it possible for you to join in on our IDGS meetings and keep us up to date where you are!*



## Message from IDGS Vice-President Bill Tarlton about Google Meet

Over the past year, we haven't been able to come together for our monthly Woodcraft meetings. That means missed opportunities to socialize, get current information regarding IDGS board planning activities, participate in "Show and Tells", listen to and discuss membership concerns, contribute to and possibly win the monthly raffle, and unlike myself – win the \$10 Woodcraft gift card. I believe many of you also miss the chance to learn new techniques taught at the end of each meeting. That's quite a departure from just one of our activities. Just to mention a few others that have (hopefully temporarily) been very limited or cancelled in 2020 are; the summer picnic, patch meetings, our IDGS Gourd Show, and the ever-popular Christmas party. It's been sparse pickings.

I'm here to testify to the yeoman efforts of the IDGS Board of Directors to think outside of the box in search of alternatives to all the activities mentioned above. I can also tell you that Ron Swank pushes us to come up with ideas that continue to promote IDGS and move us toward getting us back together. One of those ideas was to find a way to use virtual systems similar to those used by businesses and schools. You may have heard the term "Zoom Meetings". I was assigned the task of exploring virtual meeting alternatives and with the help of Chris Peters and the board's approval we chose Google Meet as a platform for our membership to meet. As a practical matter we are also implementing it for our Kuna Patch meetings.

Our first foray into virtual meetings was the November 2020 monthly meeting. As with all new adventures, it was filled with lots of hiccups and accompanying anxiety to get it right the first time. We did a number of trial runs prior to the actual meeting and, for the most part, figured it out by the time of the meeting. We ended up with a total of 19 participants. While that wasn't bad for the first time, I believe we can and will do much better in the future. This article is intended to highlight lessons learned and provide detailed instructions to assist you when you attempt to log into future virtual meetings. We hope to increase participation as members become more familiar with the process.

In order to log into any virtual meeting, you will need access to one of the following:

- Desktop computer with a Webcam that has an integrated microphone.
- Laptop computer – webcam and microphones are standard on laptops.
- Smart Phone

Note: Access to your email on the device your using for the meeting will make it easier, i.e. if you're using your Smart Phone then being able to accessing your emails on that phone helps. With a phone and accompanying email, you would be able to login to the meeting from anywhere.

### **PHONE:**

There is a difference between Apple I-Phone and Android based phones. If you have an I-Phone you will need to download the Google Meet application from the I-store onto that phone. Below is the icon that you will see on the I-Store. Simply follow the directions for downloading – the application is free.

Most Android phones will come pre-loaded with google applications – including Google Meet. If you find that's not the case with your phone, you can go to Google Play Store and download the application there.

Once the applications are on your device, it just becomes a matter of clicking on the icon to join a meeting or even set up a meeting of your own. I use it to meet with family. It's a great way to see and visit those living in other states.

## **Google Meet**



**LAPTOP and DESKTOP:** If you have a GMail account you already have the ability to meet. In the left-hand column of your Gmail homepage you will see “Meet” and the options for New Meeting and Join meeting. When you receive an email invitation that contains an Invite link and you click on the invite it will take you right to the “Join”



meeting page as shown in the screen capture below.

If you don't use Gmail, you can simply type Google Meet into the search engine and select the following:

<https://play.google.com/store/apps/details?id=com...>

Key features: • Host unlimited high-definition video **meetings** • **Meet** safely – video **meetings** are encrypted in transit and proactive anti-abuse measures help keep your **meetings** safe • Easy access –

That will take you to the Application and offer an option to install. You may have to create a Google Account in order to install it. The application is free.

### THE PROCESS:

Once your device is set up for Google Meet, you can either start your own meeting or join a scheduled meeting or a meeting in progress. Normally, a scheduled meeting is announced via an email from the moderator. That email will include an invitation similar to this:

Bill Tarlton <[btarlton46@gmail.com](mailto:btarlton46@gmail.com)> is inviting you to join a video meeting happening now

[JOIN MEETING](#)

[meet.google.com/gsr-hqws-hxn](https://meet.google.com/gsr-hqws-hxn)

[JOIN MEETING](#)

Note: in this example the meeting code is shown (under the green Join Meeting button) as **gsr-haws-hxn**. If you don't have an email invitation, you can always join a meeting as long as you know the meeting code. if you find yourself disconnected from a meeting you can always go back to the original email link or rejoin by typing in the code.

The moderator will receive a notification that you want to join the meeting. At that point he/she will hit an “Admit” button which will take you into the meeting. Be sure your camera is on and your microphone is on. You will be able to see and talk to everyone in the meeting.

Once in the meeting you may receive instructions such as: mute your microphone or to turn on your camera. The screenshot below shows how/where to do that. Additional screenshots below show you how to determine who else is in attendance; how to turn on the chat mode; how to turn on the captions function and how to disconnect from a call. Tips:

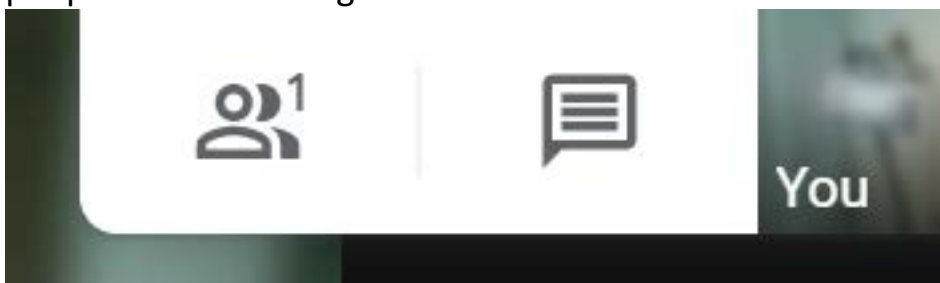
**Please mute (turn off) your microphone except when speaking.**



If you want only to listen, turn off your camera.



Find Chat at the top right of the Meet window. Clicking on the people icon will show people in the meeting.



CAPTIONS--Turn captions on/off:

iPad, iPhone and Android phones

At bottom right tap More 3 vertical dots

Tap turn on CC or turn off CC captions

Computer

At the bottom of the Meet window, click Turn On captions CC or Turn Off captions CC

Tip: If the captions are covered by your call controls, click anywhere else inside the Meet window to dismiss them.



Turn on captions




Turn off captions

To disconnect or leave the call tap the red phone handle.



To rejoin click the link in your original email

Hopefully this article was helpful and will encourage you to join our virtual meetings in the future. While it is not the same as in-person meetings, it is a safe alternative and offers a chance to see and talk to others about the thing that draws all of us together – GOURDS.





## *A request to all IDGS members!*

*Chris Peters would like for you to develop tutorials for the IDGS Website.*

*Go to the IDGS Website, click on Downloads, and under the Newsletter is TUTORIALS! There you will find Tutorials for our members - free! Now I know you all have come up with ideas to share with members and this is the perfect site, in addition to the newsletter! Covid time is the time to put pen to paper or rather - fingers to keyboard and send tutorials to Chris or me. Give ideas to fellow gourders!*

And so this ends another phase of 2020 for our IDGS. I watch the news in hopes for that covid vaccines arrive sooner than later, as with it brings hope for us getting together once again. As a little girl I remember standing in line at my elementary school for the polio vaccines, dreading shots. I didn't understand the implications of polio until one of my classmates came back to school with braces on his legs, unable to play with us like he used to. After the polio vaccines came out, our one county pool was reopened, our summer scouting camps reopened and we had school summer activities again, which was great news to a mountain kid!. Now, with more electronics at our fingertips, like Google Meet, we have the opportunity to "see" each other. Hugs are not allowed but we'll just enjoy laughing at each other's stories, understanding and listening to one another's trials. As the holiday season is here, it was such a MAJOR disappointment to the Gourd Board when we had to cancel holiday plans. You haven't any idea of how much hard work and how much thought had been put into the Christmas get-together idea. Ideas explored from an outdoor 'fire and cocoa' get together to an indoor chili night in a large shop (Sue Kostka's) to another place that remains high on our list for upcoming festivities. And, YES! there will be a super Welcome Back Party as soon as this covid has lifted! It might be a 'Christmas in July' party as one suggested or it might be a 'Ya-hoo Party in April'. Whenever we can get together, we will be celebrating with you!

**In the meantime, get on Google Meet please so we can be together crowded onto a small screen, enjoying an IDGS meeting on December 12. Watch for Chris's meeting announcement. Have questions? Please contact any of us Board members. I can mess you up as easily as the next person, but at least we can get frustrated together and can then call Chris or Bill Tarlton to straighten us out! Cheers and Peace and Good Health and Wishes for the END OF COVID QUICK! Karo**

# Sunburst Container Chip Carving Class

September 24th Alan Sweeney hosted a class at Rochester in Caldwell for a Sunburst Container Chip Carving Class. He had the class laid out perfectly according to current Covid health precautions. Only two persons were seated at each end of a six foot table, with everyone wearing masks unless eating. I believe due the layout there were only ten participants in his class. Class members were as follows: Vicky McIntyre, Patsy Reynolds, Robi Hathorn, Irena lane, Lisa Libby, Steve Kiser, Danny Mathis, Tammy Lindt, Linda Miller and Gwen Purcell. Somewhere I think I missed Ken Gordy. Of course, Mr Bentley was, as always, present! Miss Daisy was ever so put out that she was not invited to go with me. Mr. Bentley was his charming self, greeting one and all, asking if he could help disperse any unwanted tidbits.

As I arrived there wasn't a sound. I didn't know if I had come to the right address until I heard Mr. Alan announce loudly, "Well, the paparazzi is here!" Then all sorts of commotion broke loose. I think all that intense concentration that had class members silent was broken for a few minutes and laughter and chatting took precedence. Then, once again the class members picked up their carvers and started in again, with Alan going from person to person helping each with a little tweak here or a hint there. One classmate's hand had just given out, so Alan sat down and picked up her gourd for her and worked on it himself. How many would have done that? She just couldn't do anymore.. At Alan's, kindness is always preeminent.


Steve Kiser had carved bells with him that I just couldn't help photographing. They are so beautiful and I believe I saw them on a commercial website recently didn't I? Until everyone settled down to chip carving again there were moments of chatter and laughter that filled the gardens . Just like our IDGS Gourd Meetings! How I have missed those and how I appreciated hearing this.



Robi Hathorn



Tammy Lindt



Gwen Purcell

Alan Sweeney




Patsy Reynolds



Linda Miller



Vicky McIntyre





Steve Kiser



Irena Lane



**The beloved Mr. Bentley**



Danny Mathis and Lisa Libby

# Chris Peters' Cricket Cage Carving Class



**October 17th Cricket Cage Class participants:**  
**Alan Sweeney and sister, Karen**  
**Ken Gordy**  
**Steve Kiser**  
**Lorrie Ferris**  
**Robi Hathorn and daughter, Leanna**  
**Corlis Kent**  
**Vicky McIntyre**  
**Liz Meyer**



Chris Peters

Chris Peters taught an unusual carving class at Liz Meyers' to a group of ten class participants in October. I say unusual as Chris utilized the large screen tv in Liz Myer's workshop as a class tool in teaching. It really was a wonderful aid in explaining detailed techniques that everyone could easily see. In earlier classes we would all gather round a table and watch the instructor. Now, from our seats we can easily watch on the large screen, detailed steps in a large format, steps which can be carefully detailed. The instructor can stop at any point for further explanation. In the picture to the left Chris is carefully carving with the camera capturing her movements. The picture on the left below shows the TV screen as we would see it. Look at the detail we can see that, otherwise, would be missed. It would not be possible to see all of this from the standing position. Below, the detailed picture, is a screen shot of a slide Chris prepared to explain a technique. That new flat screen tv has opened a new world of possibilities for our classes in the future. Liz, we thank you a million for what you have done here in your workshop!





**Alan Sweeney and Ken Gordy**



**Steve Kiser**



Vicky McIntyre and Corlis Kent



Lorrie Ferris